



Bona Hard-Surface Polish

Bona Hard-Surface Polish is a ready-to-use water-based maintenance coating for a large variety of hard surface floors including laminate flooring, vinyl, linoleum, unglazed tile (ceramic, quarry), stone and sealed marble. It brings a new shine to existing gloss floor surfaces whilst offering extended protection against wear.

- Durable, reinforced with polyurethane
- Fills in micro-scratches
- Easy and safe to use
- Works with a wide range of surfaces
- Quick drying
- High gloss only
- GREENGUARD certified

Technical data

| | |
|----------------------|--|
| Binding agent: | Acrylate / polyurethane |
| Gloss: | High gloss |
| Dilution: | Do not dilute |
| Drying time: | - Touch dry: 30 - 60 minutes - Recoating: minimum 2 hours <i>* Under normal climate conditions, 20° C / 60% R.H. with reasonable ventilation</i> |
| Application tool: | Bona Microfiber Applicator Pad |
| Coverage: | Approx. 50 m ² / Lt per coat |
| Safety: | Unclassified |
| Cleaning: | Clean tools with detergent and water directly after use. Dried material can be removed with acetone. |
| Shelf life: | At least 2 years, from the date of production, in original unopened original container |
| Storage / transport: | The temperature must not fall below +5° C or exceed +30° C during storage and transport. |
| Disposal: | Wastes and emptied containers should be handled in accordance with local regulations. |
| Sizes: | 1 Lt |
| Certification: | GREENGUARD |

Preparation

The surface to be treated must be free from cleaning materials, wax and other contamination. Floors that have been waxed or treated with another surface coating cannot be treated directly with Bona Hard-Surface Polish as any residues will prevent adhesion to the floor surface.

A trial application / adhesion check should be conducted to check the adhesion of the polish and the appearance of the surface when coated.

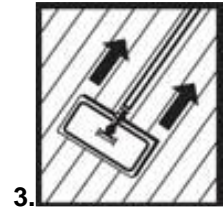
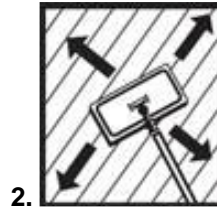
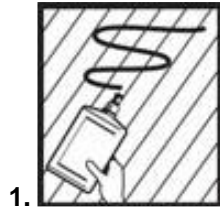
Remove loose dust/grit etc. using a vacuum cleaner, soft broom or other dry cleaning method, such as the Bona Spray Mop Dust Pad. Clean the floor thoroughly using Bona Hard-Surface Cleaner or Bona Oxy-Power Hard-Surface Deep Cleaner. The floor must be completely dry before applying Bona Hard Surface Polish.

N.B. It is very important that the floor is clean before application as any dirt left on the surface of the floor will become 'encased' below the polish application.

Bona®

Phone 1300 882 806

Application



Shake the container thoroughly and then allow it to stand for a few moments before use. Apply at normal room temperature, 18 - 25° C.

1. Apply Bona Hard-Surface Polish with the Bona Microfiber Applicator Pad.

2. Apply a 3 – 4 cm wavy line of Bona Hard-Surface Polish on the floor. Using this product spread a thin consistent coat evenly across a small section, approx. 3 m². Control the environmental conditions to reduce airborne dust and airflow. Be aware of the conditions in the rooms being coated. A hot floor, direct sunlight, wind under a door, etc. will cause Bona Hard-Surface Polish to dry too quickly and application marks will be seen.

3. Even out the applied Bona Hard Surface Polish by drawing the applicator smoothly across the floor, going with the pattern of the floor or the light depending upon the floor type. Continue the process until the entire floor has been coated. Bona Hard-Surface Polish cannot be used on a cloth and just wiped over areas. Always coat the entire floor to ensure an even appearance and sheen. Take care to observe the coverage rate.

4. Rinse and wash the applicator pad immediately after use using detergent and warm water.

The floor can be walked on already after 2 hours but avoid heavy traffic and replacement of furniture and rugs for the first 12 hours.

Maintenance

Clean the floor with Bona Hard-Surface Cleaner and a Bona Microfiber Cleaning Pad. When the floor starts to show signs of wear and needs freshening up, clean and apply a new layer of Bona Hard-Surface Polish. For the removal of polish build up use Bona Polish Remover as directed.

Please note that whilst Bona maintenance finishes are designed to provide a sealed surface that is resistant to wear, scuffing and spillage, etc. no surface applied finish system can prevent physical damage to the substrate or 'harden' the floor. Indentations and scratches may be caused by furniture, dropped items, dog claws, etc. and steps should be taken to reduce the possibility of this occurring.

For additional information regarding maintenance and maintenance products please visit www.bona.com.au

Important notes

The information provided is prepared to the best of our current knowledge and makes no claim to be complete. The User is responsible for establishing that the product and recommendations herein are fit for the designated purpose, wood type and present situation before use. Bona can only guarantee the delivered product. A professional and thereby successful application of the product is beyond our control. If in doubt make a preliminary test. The User is required to read and understand all information contained on package labels and safety data sheets before using this product.

Bona[®]

Phone 1300 882 806