

How to maintain and re-oil your deck.



Maintenance on timber previously oiled with Equisol Pro E365 or equivalent penetrating oil.

IMPORTANT: BEFORE YOU START

If it's cold or expecting rain, delay the application. Apply oil once the timber is dry and no rain is expected in 72 hours.

Warning: Equisol Vitalise will damage painted surfaces, powder-coated steel or painted joists. If these are under the deck or near your exterior timber, ensure the areas are well masked.




PREPARATION




IF MOULD, ALGAE, MOSS OR LICHEN ARE PRESENT

1. Apply Equisol Null to entire surface (not just areas with visible growth).
2. Leave on for 24 hours, keep moist as long as possible, then rinse off.
3. Apply Equisol Prime.
4. Apply Equisol Vitalise.
5. Reapply Equisol Null at half strength of previous and leave on as a sterilisation agent. Do not clean off.
6. Apply oil as per application instructions.




IF TIMBER IS GREY, DARK OR WEATHERED

1. Clean with Equisol Prime to remove previous oil coating.
2. Clean with Equisol Vitalise to brighten timber for coating.
3. Apply oil as per application instructions.



IF TIMBER AND COATING ARE IN GOOD CONDITION

1. For best results, we always recommend Equisol Prime first, as some contaminants are difficult to see or may have penetrated below the surface.
2. Clean with Equisol Vitalise to remove dirt, grease and old colour.
3. Apply oil as per application instructions.



IF TIMBER IS STILL PATCHY AFTER CLEANING

1. Due to different densities of timber in the same species, or concentrations of dirt (eg. under BBQs or under trees), your timber may still look patchy after cleaning.
2. Sand all timber lightly with 80 grit sandpaper.

YOU WILL NEED

1. Equisol Pro E365 Oil
2. Equisol Colour Tone of choice, 1 x 180ml per every 5L of oil
3. Equisol Null for mould, algae, moss or lichen
4. Equisol Prime cleaner for oil coatings in poor condition
5. Equisol Vitalise cleaner
6. Paint bucket and pot
7. Lambswool applicator
8. Applicator handle
9. Stirrer
10. Paintbrush
11. Rags
12. Methylated Spirits to wipe and clean spills and splashes

APPLICATION

Check the weather again. Do not apply Equisol if the temperature is expected to fall below 10° during the drying time (even at night). The low temperature will close the timber grain and prevent the oil from penetrating, creating a sticky film.

1. Mix your Equisol Colour Tone of choice in to the Equisol Pro E365 Oil. Stir thoroughly.
2. Apply the oil to your cleaned timber, including undercover areas.
3. Wait 24 hours. Apply a second coat of oil only to exposed areas. Undercover areas should only have one coat.
4. Wipe off any excess undried oil with a soft clean cloth after 24 hours.