

BONA R848T



Bona R848T is a moisture cured silane-based adhesive for solid timber floors, including overlay, parquet, blocks and engineered floors. It has a slightly higher viscosity than similar products to optimise its use in gun application and with the Bona OptiSpread system.

R848T withstands the thrust created during expansion of a timber floor, like conventional adhesives, whilst having a low resistance against shrinkage. This means that tension between the timber and the substrate, to which the timber floor is fixed, is reduced giving a more stable floor.

Where moisture levels are below 90% Bona R848T can be used as a combined moisture barrier and adhesive application using the Bona Trowel Plus applicator; this ensures complete coverage of the concrete floor surface whilst maintaining a rib structure. Alternatively, Bona R410 or R540 can be used where a moisture barrier system is required.

- One component
- Can be used as a 2 component system to shorten setting times
- Water and solvent free
- Fast setting with rapid initial bonding strength
- Excellent rib stability
- Combined moisture barrier and adhesive application
- Classified as non-hazardous

Technical data

Product type:	1 component Silane-based adhesive
Colour:	Cream / Beige
Density:	1.68 g / cm ³
Open time:	Approx. 50 - 60 minutes 20° C / 60% RH
Sanding:	Allow a minimum 12 hours at 20° C / 60% RH
Surface treatment:	Up to 2 days depending on the style of flooring, and site conditions. N.B. Low temperatures and / or high humidity will extend the drying / curing time
Application tools:	Notched floor trowel / Bona Trowel Plus Bona OptiSpread
Application rate:	Standard installation: 1 – 1.25 KG per m ² Installation & Moisture barrier: 2 – 2.5 KG per m ²
Safety:	Please consult the Safety Datasheet
Flash point:	Non-flammable
Cleaning agents:	Acetone or Ethanol
Waste:	Set material must be removed by mechanical means.
Shelf life:	2 years; for <u>unopened</u> sausages
Storage / Transport:	The temperature must not fall below +5° C or exceed +25° C during storage and transport
Pack size:	9 and 4.5 Kg sausage

Bona[®]

Phone 1300 882 806

Preparation

The substrate must be even, dry to the touch, clean, free from cracks and physically sound. The surface should also be slightly textured.

Suitable substrates include:

- Cementitious screed / Concrete
- Floors levelled with levelling compounds (min. 2 mm thick),
- Board floors i.e. plywood, chipboard, etc.

For highly absorbent surfaces Bona R410 or R540 may be used to prime the substrate prior to installation. This will enable the normal open time for R848T to be maintained.

If a moisture barrier is required for a cementitious screed / concrete prior to the installation of the timber floor Bona R410 or R540 should be used; it is usually expected that a moisture reading of 75% RH / 3 (electrical meter) would be considered acceptable. Detailed information can be found in the appropriate product datasheet.

Alternatively, on floors with up to 90% moisture content Bona R848T may be used as a combined system – see Application

Application

For the optimum performance the following climatic conditions should be met.

- Air temperature: min. 18° C
- Floor temperature: min. 15° C (underfloor heating max. 20)
- R.H: max. 70 %

If lower temperatures or higher humidity is experienced drying / curing periods may be extended.

Standard installation - The adhesive should be applied evenly using a notched trowel appropriate to the flooring being laid (see Consumption).

Moisture barrier + installation - Where moisture levels are below 90% Bona R848T can be used as a combined moisture barrier and adhesive application. This must be completed using the Bona Trowel Plus applicator. The system is designed to ensure complete coverage of the concrete floor surface, leaving a 2 mm layer of adhesive, to act as a moisture barrier, whilst creating a rib structure as with a normal trowel application. As the metal nibs on the blade will wear it is important that the Bona Trowel Plus bar is replaced every 7 – 10 m² to ensure that the correct coverage is maintained. Insufficient coverage or an uneven coverage will compromise the efficacy of the system.

NB. The measurement of the moisture content of cementitious based sub floors must be carried out to a high standard. Assessment of the suitability and selection of a treatment schedule is the responsibility of the flooring contractor. A specification with a greater level of protection against moisture should be used where doubt remains regarding the moisture content of the floor. Bona R410 or R540 are suitable to be used with Bona R848T; detailed information can be found in the appropriate product datasheets.

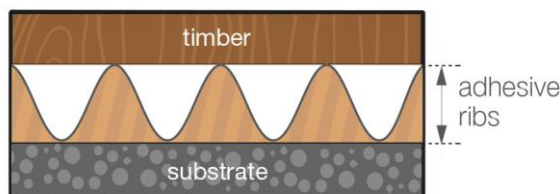
Place the timber on the adhesive within the open time, approx. 50 - 60 minutes, and press down firmly. Be aware that high temperatures, a porous subfloor and other site conditions can reduce the open time and applied adhesive may 'skin' whilst on the floor. If this occurs remove the affected material and apply new adhesive. Do not apply adhesive to a larger area than can be easily installed inside the open time. Where required boards should be weighted down.

Bona®

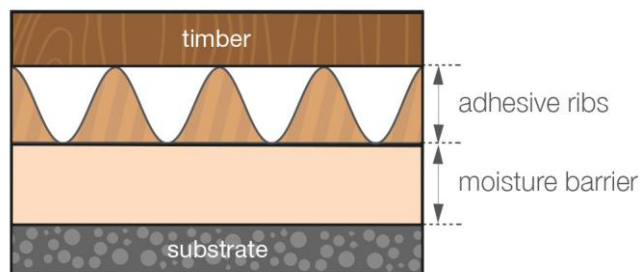
Phone 1300 882 806

Adhesive which is squeezed up into joints (so that it might come into direct contact with the finish / prefinished surface) must be removed immediately, when wet. It is possible to use R848T as a 2-component product but only when laying flooring in a standard installation and **not** when using the Trowel Plus system. The addition of water to R848T significantly reduces the setting time. This allows several lines of timber elements, strips, etc. to be laid and to be worked against when laying the remainder of the flooring; for instance, when laying parquetry.

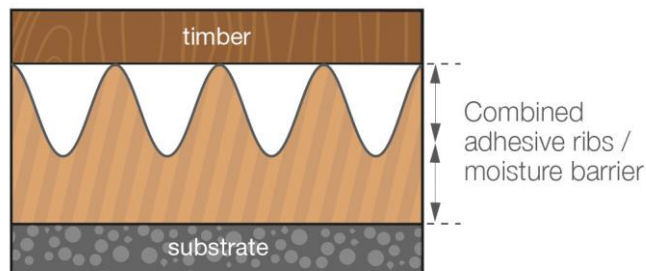
Apply R848T to the floor using the appropriate trowel, spray sparingly with water, at a maximum rate of 5 ml per KG, and rework the adhesive. The open time is reduced to approximately 5 minutes so the timber must be laid immediately. After 2 – 4 hours the remainder of the floor can be laid.




Standard application



Moisture barrier & adhesive application



Combined moisture barrier & adhesive application



Bona Trowel Plus applicator

Bona[®]

Phone 1300 882 806

Consumption / Timber size

It is important that timber is laid at the correct moisture content and in accordance with current Australian standards. The application rate of the adhesive is vitally important as the movement of timber of different dimensions produces varying amounts of stress upon the bond to the subfloor. Ensure that the correct coverage rates and even spread of the adhesive are achieved. Bona application trowels are available in the required sizes.

Type	Dimensions mm	Coverage rate R848T g / m ²
Overlay (end matched and butt edged)	12 mm – up to 86 mm 14 mm – up to 130 mm	1000 g / m ²
Parquet blocks	19mm – up to 125 mm	1000 g / m ²
Secret nail profile	80 x 19	Nailed & Glued:850 g / m ² Glued only:1250 g / m ²
Top nail profile	180 x 21 130 x 19	R848T along joists or battens
Engineered prefinished planks	2 layer 3 layer	1000 g / m ² 1250 g / m ²
Acoustic matting Bona R848T is suitable for the installation of most acoustic underlays based on granules of rubber and cork with PU elastomer bonding agent. It is recommended that trial applications are made to ensure that the adhesion is satisfactory.		850 g / m ²
Bona R848T used as a combined moisture barrier & adhesive will increase the quantity required per m ² to approximately <u>twice</u> that used for a standard installation.		

N.B. Outside of the advice noted above it is not generally recommended that solid timber with a depth to width ratio greater than 1:6 is laid using Bona R848T as the sole fixing method. Timber elements with a greater ratio may be more prone to gaps forming at the joints during extended periods of high temperatures and / or low humidity.

Surface treatment

Sanding and the application of a surface coating may usually be carried out after a minimum 12 hours has elapsed. However, depending on the type of parquet, absorbency of the substrate and the prevailing atmospheric conditions a period of up to 2 days may be required. After 24 – 48 hours the floor may be used

Important notes

The information provided is prepared to the best of our current knowledge and makes no claim to be complete. The User is responsible for establishing that the product and recommendations herein are fit for the designated purpose, wood type and present situation before use.

Bona can only guarantee the delivered product. A professional and thereby successful application of the product is beyond our control. If in doubt make a preliminary test.

The User is required to read and understand all information contained on package labels and safety data sheets before using this product

Bona[®]

Phone 1300 882 806